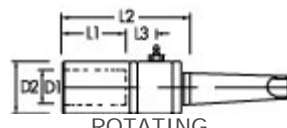




ROTATING STRAIGHT SHANK

PART NO	D1	L1	L2	D2	L3	L	D
VT616	16	40	85	32	24	65	16
VT63/4"	25	50	109	46	31	70	3/4"
VT620	25	50	109	46	31	70	20
VT625	25	50	109	46	31	70	25




ROTATING MORSE TAPER

PART NO	No Morse Taper	D1	L1	L2	D2	D3
VT516/1	No1	16	40	89	32	24
VT525/2	No2	25	50	113	46	31
VT525/3	No3	25	50	113	46	31
VT535/4	No4	35	60	123	58	28



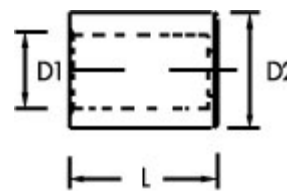
STATIONARY

PART NO	D1	L1	L2	D2	L3
VT316	16	40	55	33	47
VT325	25	50	70	46	60
VT335	35	60	80	58	70



CENTRE LATHE

PART NO	D1	L1	A	B	C	E	F
V225	25	50	9	19	41	19	37
VT235	35	60	14	22.5	53.5	25	50.5



REDUCTION SLEEVE

PART NO	D1	D2	L
VT25/16	16	25	50
VT25/3/4"	3/4"	25	70
VT25/20	20	25	50
VT35/25	25	35	60