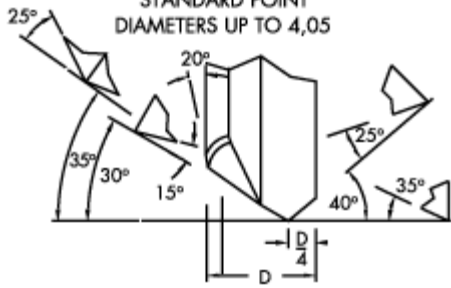
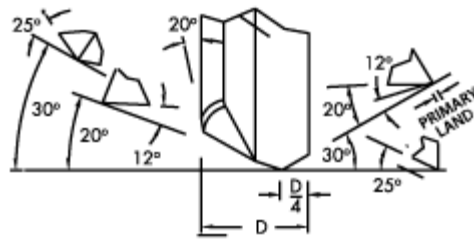


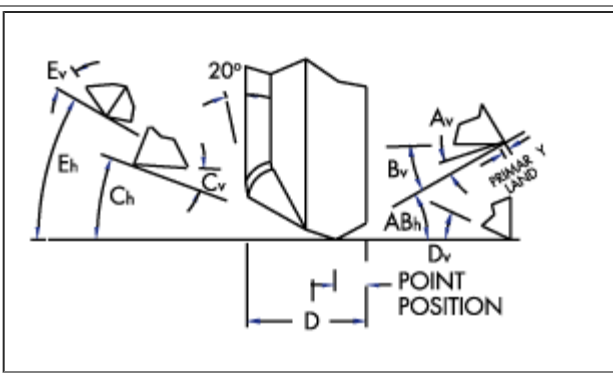
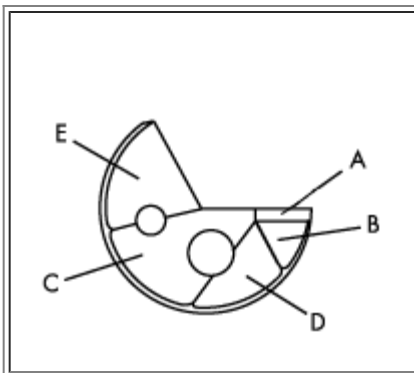
**NG6 (Order code A)**  
STANDARD POINT  
DIAMETERS UP TO 4,05



**NG8 (Order code A)**  
STANDARD POINT  
DIAMETERS ABOVE 4,05



Drill Diameter.	Primary Land	Chamfer at 20°
Ø 3,0 to 12,0	0,4 – 0,6	0,4 – 0,6
Ø 12,0 to 25,0	0,6 – 0,8	0,6 – 0,8
Ø 25,0 to 32,0	0,8 – 1,2	0,8 – 1,2



Facet Description		NG4 Aluminium (Order code B)		NG13 Grey Cast Iron (Order code E)		NG80 Flat Bottom (Order code G)	
		Horiz.	Vertical	Horiz.	Vertical	Horiz.	Vertical
<b>A</b>	Outer Primary	+15°	+15°	+40°	+12°	+1°	+12°
<b>B</b>	Outer Secondary	+14,5°	+20°	+39,5°	+25°	+1°	+20°
<b>C</b>	Inner Relief	-20°	+15°	-20°	+12°	-	-
<b>D</b>	Front Clearance	0°	+25°	0°	+35°	-	-
<b>E</b>	Oil Dub-Off	-25°	-15°	-25°	-12°	25°	-12°
Point Position		D/4		D/4		D/2	

Facet Description		NG82 Super Alloys (Order code H)		NG86 Wood Grind (Order code K)		NG90 Malleable MATL (Order code L)	
		Horiz.	Vertical	Horiz.	Vertical	Horiz.	Vertical
<b>A</b>	Outer Primary	+42°	+14°	+30°	+20°	+20°	+20°
<b>B</b>	Outer Secondary	+41,5°	+25°	-	-	-	-
<b>C</b>	Inner Relief	-17°	+14°	-20°	+20°	-20°	+20°
<b>D</b>	Front Clearance	0°	+30°	0°	+30°	0°	+25°
<b>E</b>	Oil Dub-Off	-22°	-15°	-25°	-15°	-25°	-15°
Point Position		D/5		D/3,5		D/4	